

# Institutional Research Memo

## Freshmen Survey - Fall 2018

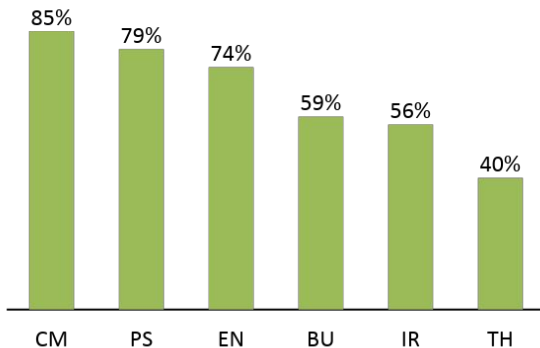
The Freshman Survey is conducted in September after add/drop week in order to collect extensive information that allows for a snapshot of what incoming students are like before their experience LCC. The survey questions include information about student’s academic preparedness, learning habits, expectations, values and financial concerns.

Fall 2018 new Freshman Student Number (PRIME students included) – **164**  
Completed the survey - 107; **RESPONSE RATE -65%**

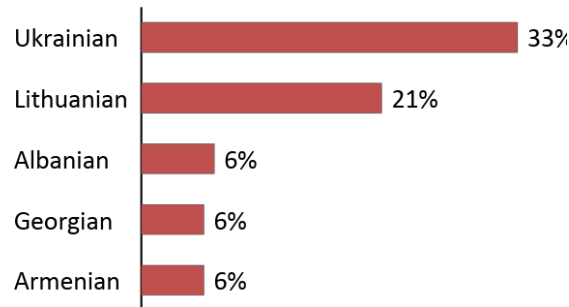
### PARTICIPANT PROFILE:

64% - female, 36% - male

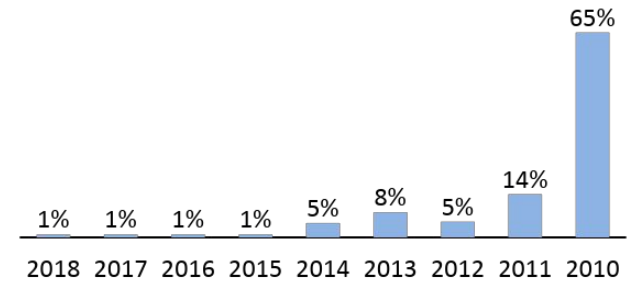
Participation Rate by Major



Participants by Citizenship  
N=109



Graduated High School in...



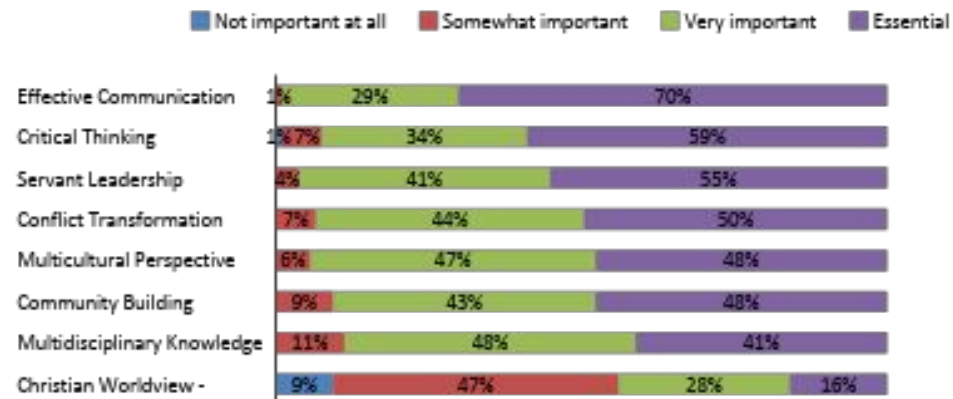
\*the rest countries make less then 5% of total number of respondents;

## Freshman Survey – Fall 2018

### PRIORITIES AND VALUES

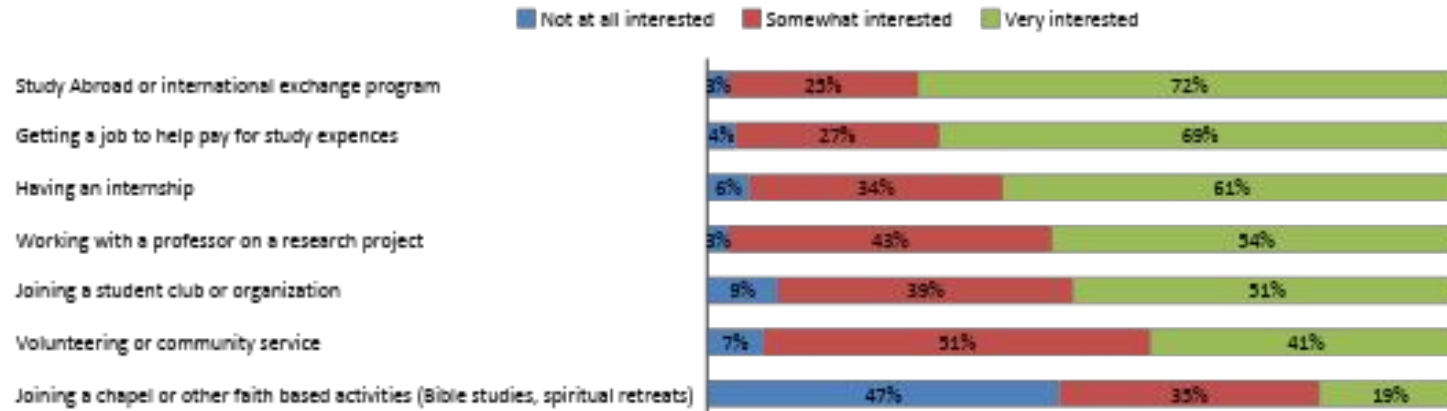
How important is that LCC provide you with the following?

N=107



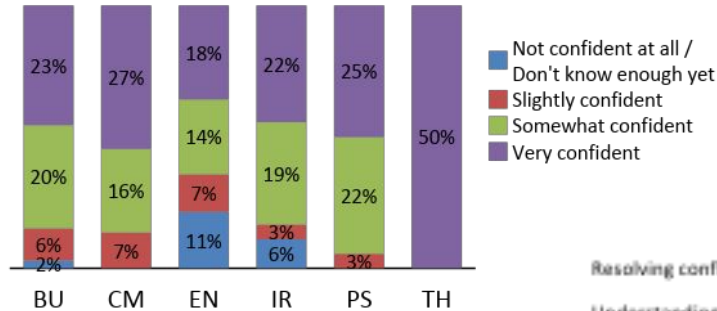
How interested are you in doing the following during your undergraduate years at LCC?

N=107




## PREPAREDNESS

How confident are you that this will be the right major for you? N=107

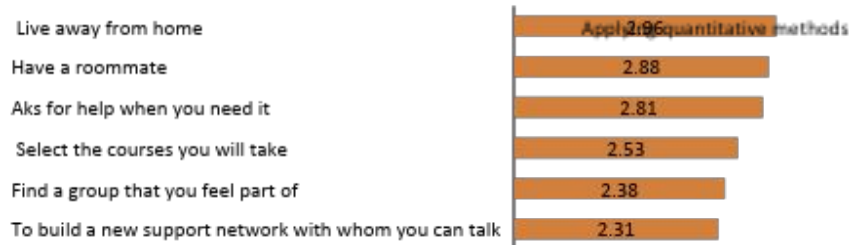


Almost 50% of students stated they are very confident about the major they have chosen.

How well prepared do you feel you are to do the following while you are at LCC? From 1 to 4, when 1 = unprepared 4 = very well prepared N=107



How well prepared do you feel you are to do the following during your first year at LCC? From 1 to 4, when 1 = unprepared 4 = very well prepared N=107

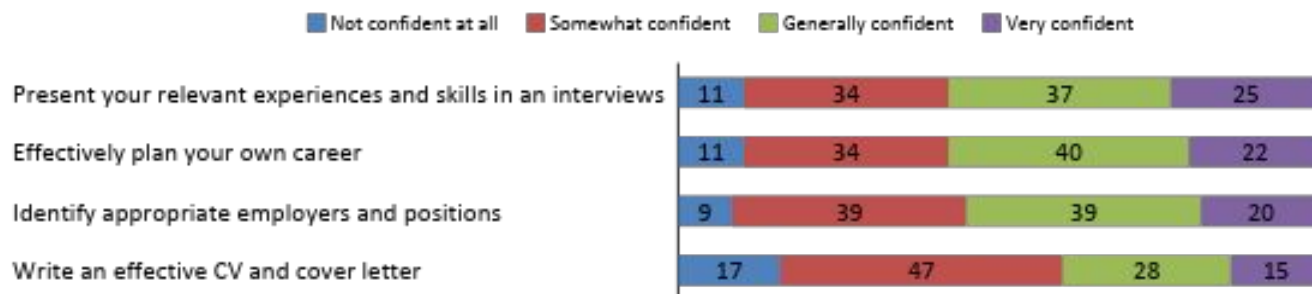


# Freshman Survey – Fall 2018

## PREPAREDNESS

How confident are you in the ability to do the following:

N=107



In which subjects do you think you might use extra tutoring during your first year at LCC? N=107

	BU	CM	EN	IR	PS	TH
English grammar	17%	22%	23%	21%	15%	22.2%
Reading in English	10%	8%	12%	14%	12%	22.2%
Mathematics	38%	35%	23%	4%	8%	11.2%
Research skills	21%	22%	15%	43%	38%	22.2%
Project presentation skills	14%	13%	27%	18%	27%	22.2%

Numbers in **bold** – most popular answer within a major

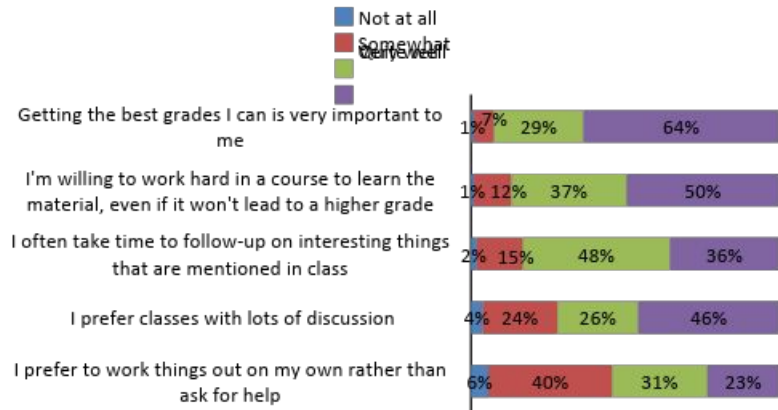
Number in **red** – the least popular answer within a major

- Some respondents would like to get an additional support for improving their planning skills, academic writing, an introduction to Lithuanian language.

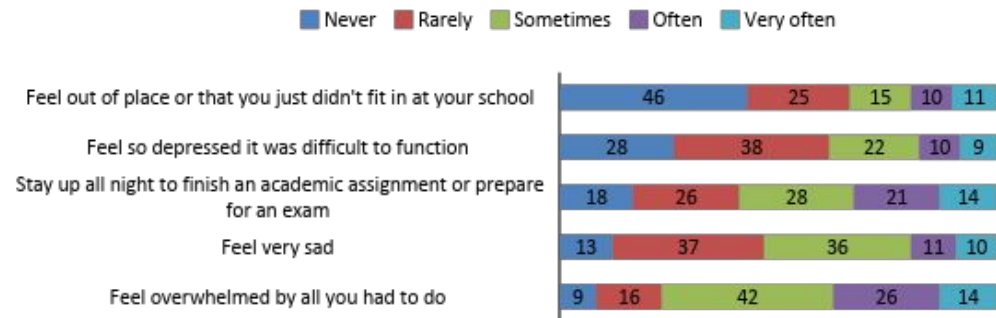
# Freshman Survey – Fall 2018

## STUDY HABITS/SPECIAL NEEDS

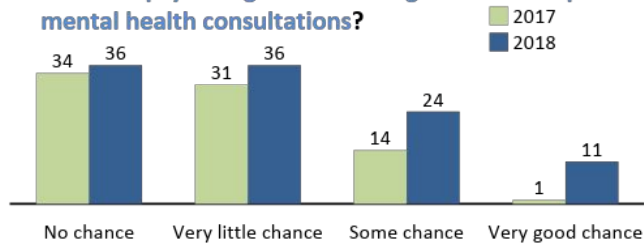
How well each of the following statements describes you as a student?  
N=107



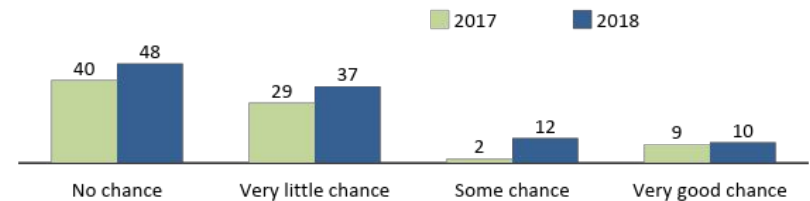
During your last year of high school, about how often did you? N=107



While you are at LCC what is the chance that you will need the **psychological counseling services and personal mental health consultations**?



While you are at LCC what is the chance that you will need the **special services and academic accommodations due to significant illness / disability**?



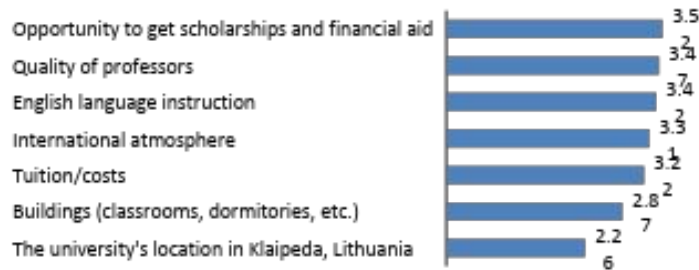
To receive special academic accommodations my personal disability may be defined by the following:	2017	2018
Psychological / psychiatric condition	9	13
Learning disability	1	7
Physical limitations	5	2
Other health impairments (migraine)	0	1
<b>Total:</b>	<b>15</b>	<b>23</b>

# Freshman Survey – Fall 2018

## ADMISSION PROCESS

Indicate whether it was an important reason to come to study at LCC or not:

N=107

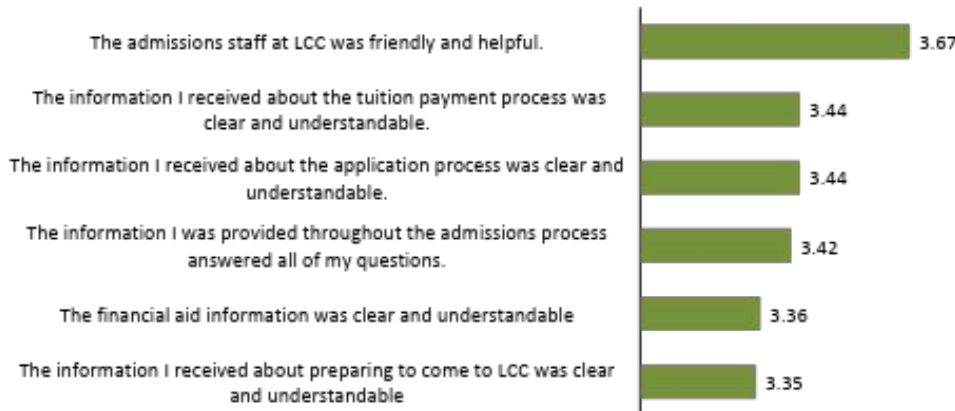


77% of all respondents said LCC was their **first choice** among the universities to which they applied (75% in Fall 17)

Please indicate how much you agree or disagree with these statements:

N=107

1 - Strongly disagree, 2 – Disagree, 3 – Agree, 4 -Strongly agree

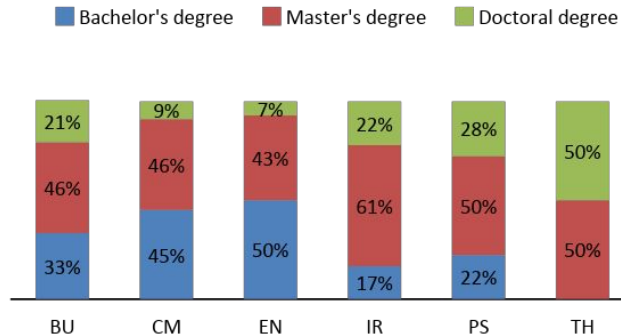


50% (53 students) indicated that they participated at least in one event organized by LCC Admission team prior entering university.

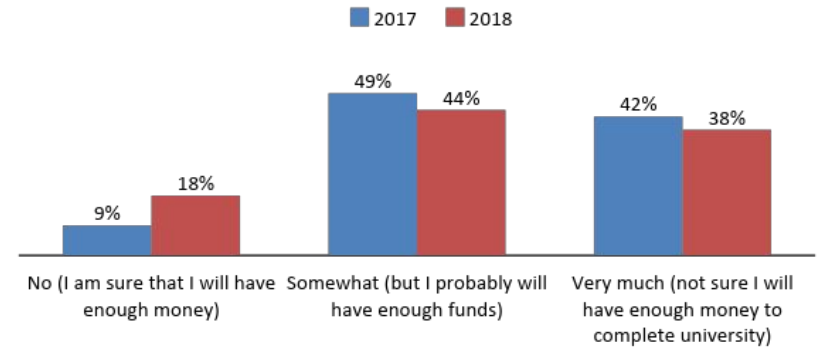
98% of respondents **agreed** that the **events** organized by LCC Admissions **were worthwhile** visiting

## PERSONAL INFORMATION / FINANCIAL CONCERNS

What is the highest academic degree that you intend to study towards? N=107

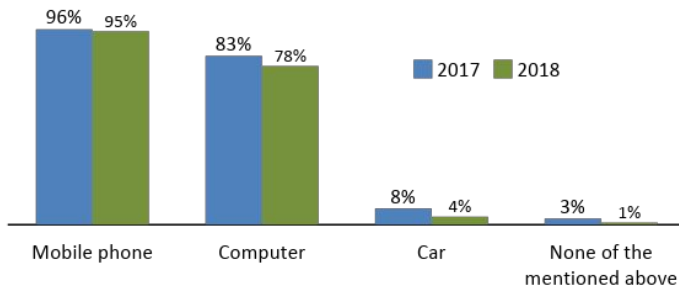


Are you worried about your ability to pay for your university education? N=107

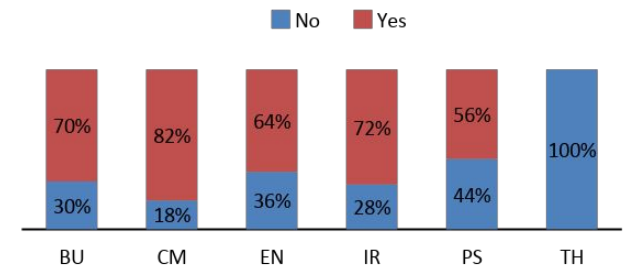


- 67% of respondents are planning to pursue higher level degrees – Master (49%) and Doctoral degree (18%);

Mark the items that you own personally: N=107



Did you apply for LCC financial aid this year? N=107



- Those who did not apply: did not need FA this year, missed deadlines, did not collect required documents, will apply next year.

Thank you!

Prepared by Simona M. Avele, IRD  
November, 2018